



How to Respond to a Question

This guide demonstrates how to respond to a Question in the Answers feature.

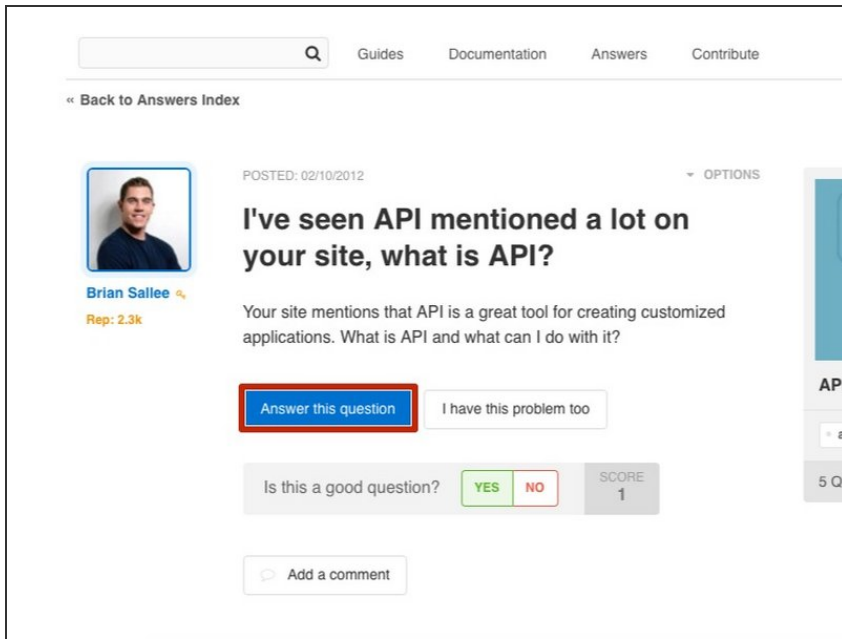
Written By: Dozuki System



INTRODUCTION

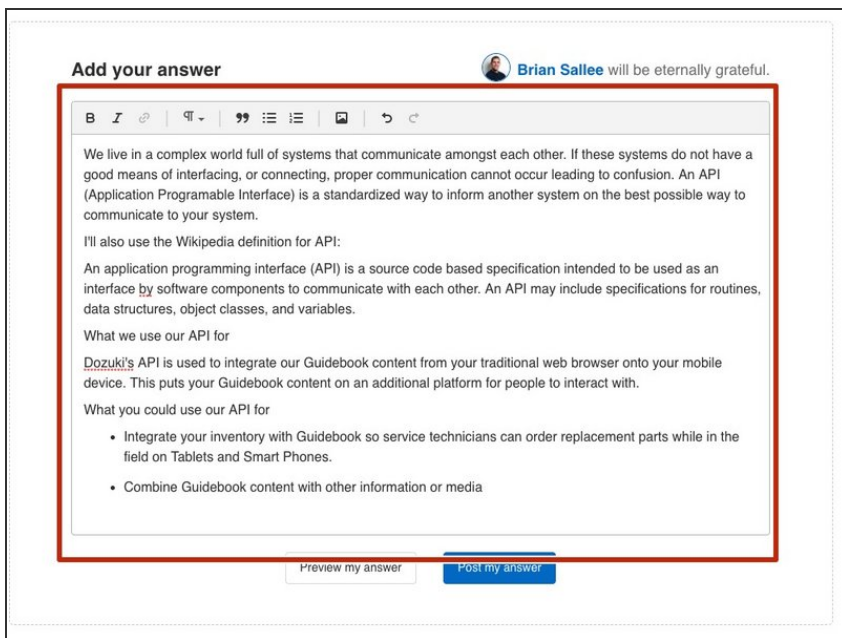
This guide demonstrates how to respond to a Question in the Answers feature.

Step 1 — How to Respond to a Question



- Locate a question that you want to answer.
- Click on the **Answer this question** button.


Step 2



- Type your response in the **Add your Answer** text field.

Step 3

Add your answer

 Brian Sallee will be eternally grateful.

B

I

U

↶

↷

☰

☷

☰

☷

🖼

↶

↷

We live in a complex world full of systems that communicate amongst each other. If these systems do not have a good means of interfacing, or connecting, proper communication cannot occur leading to confusion. An API (Application Programable Interface) is a standardized way to inform another system on the best possible way to communicate to your system.

I'll also use the Wikipedia definition for API:

An application programming interface (API) is a source code based specification intended to be used as an interface by software components to communicate with each other. An API may include specifications for routines, data structures, object classes, and variables.

What we use our API for

Dozuki's API is used to integrate our Guidebook content from your traditional web browser onto your mobile device. This puts your Guidebook content on an additional platform for people to interact with.

What you could use our API for

- Integrate your inventory with Guidebook so service technicians can order replacement parts while in the field on Tablets and Smart Phones.
- Combine Guidebook content with other information or media

Preview my answer

Post my answer

- Once you are satisfied with your response, click on the **Post my answer** button.

To reassemble your device, follow these instructions in reverse order.