



How to Edit Your Email, Display Name, and Password

This guide demonstrates how to edit a user email and password.

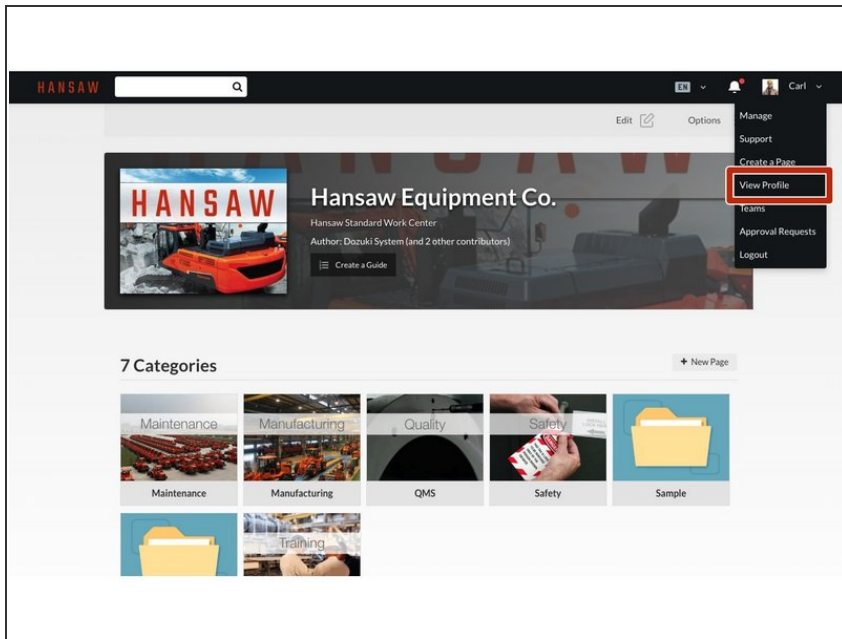
Written By: Dozuki System



INTRODUCTION

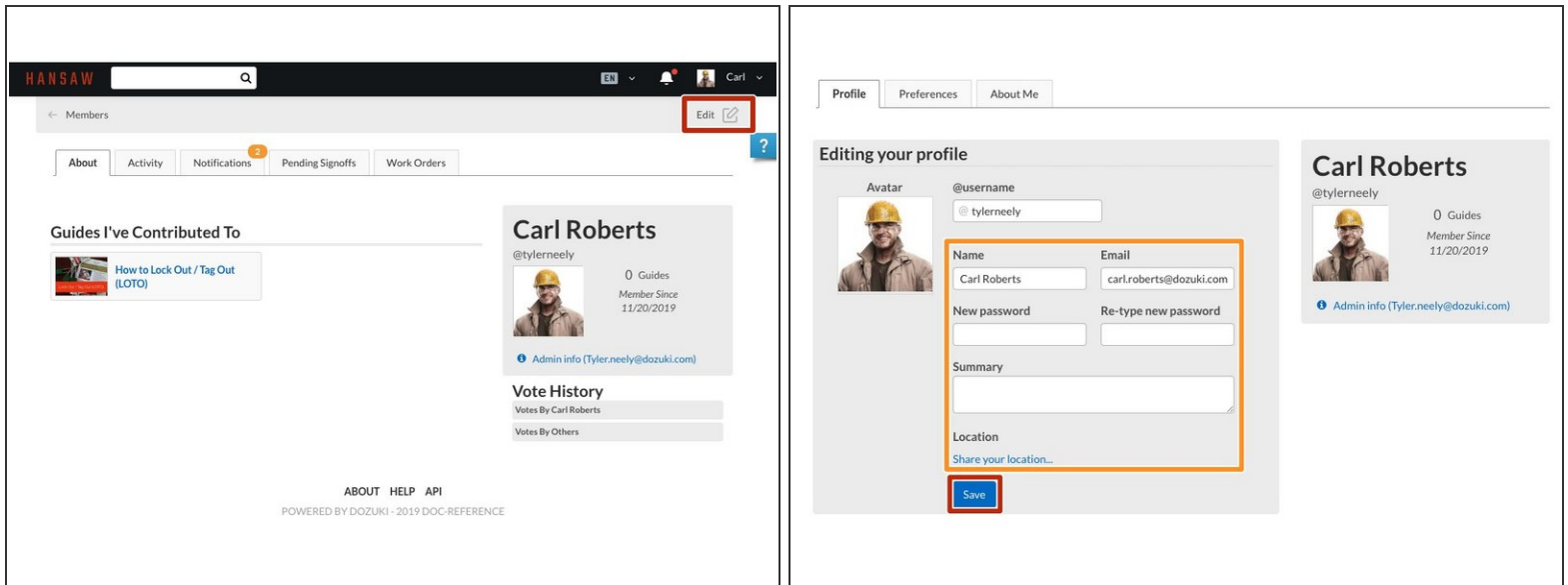
This guide demonstrates how to edit your email and password.



Step 1 — How to Edit Your Email, Display Name, and Password



- Log in to your Dozuki site.
- Click on the user menu on the right side of the site header and select **View Profile** from the drop-down menu.

Step 2



-  You are now viewing your profile.
- To edit your profile, click on the **Edit** button located beneath the user menu in the upper-right of the page.
 - You can change the displayed user name, user's email address, change your password, add a summary, and share your location.
 -  Passwords must be a minimum of 10 characters, with at least one non-space character.
 - When all of the changes have been made, click on the **Save** button.